

PASSENGER

COLOR BODY PORCELAIN & 2CM PAVERS

floridatile



SANDSTONE INSPIRED

shown on front: **PSG10U 24x36** (2cm) Wander White

Passenger transports you to far-away landscapes featuring nomadic colorways and veining that elegantly flows toward spontaneous destinations. This sandstone-inspired collection provides graceful visuals for adventurous yet pleasing designs.

Four color options include: Wander White – a warm vanilla with soft gray striations; Anywhere Beige – combinations of caramel and smoke; Everywhere Greige – mushroom tones with subtle bands of oyster, and Leisure Gray – an amalgam of light and dark pewter tones.

Rectified field tile formats include: 12x24 and 24x48. A random stack mosaic, traditional 25-piece mosaic, and 3x24 bullnose in all four colors beautifully complement the field tile. For outdoor spaces, a 2cm 24x36 and 12x24 step tread are offered in all colors.

Passenger color body porcelain tile is appropriate for most residential and commercial interior, dry and wet applications including walls, countertops, backsplashes, and floors. The 2cm porcelain pavers are appropriate for most residential and commercial outdoor floor applications. Made in the USA at our Green Squared® certified Advanced Manufacturing Center in Lawrenceburg, KY, it includes pre-consumer recycled content and is GREENGUARD® and Porcelain Tile certified. Incorporated into the tile surface is Microban® antimicrobial technology that works continuously to inhibit bacteria growth, improve visible cleanliness, and reduce odors.

shown below: **PSG20/RSP12x24** Anywhere Beige Random Stack Mosaic Matte



PASSENGER

COLOR BODY PORCELAIN & 2CM PAVERS

STONE



COLORS



PSG10 Matte
PSG10U 2cm
Wander White



PSG30 Matte
PSG30U 2cm
Everywhere Greige



PSG20 Matte
PSG20U 2cm
Anywhere Beige




PSG40 Matte
PSG40U 2cm
Leisure Gray

FIELD TILE FORMATS

12x24



24x48



24x36 (2cm)



MOSAICS



PSG30/M12 Matte
Everywhere Greige 25pc
(available in all colors)

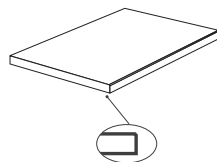


PSG30/RSP12x24 Matte
Everywhere Greige Random Stack
(available in all colors)

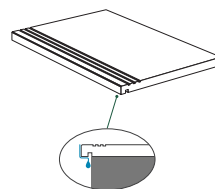
TRIMS



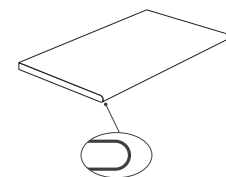
P43N9 3x24 Matte
Bullnose
(available in all colors)



2cm Step Tread w/
Bullnose
USTEPB 12x24
(available in all colors)



2cm Step Tread w/
Grooves & Drip Flap
USTEPD 12x24
(available in all colors)



2cm Step Tread
USTEPA 12x24
(all colors)

note: 2cm trims are special order only

WANDER WHITE



PSG10 Matte
PSG10U 2cm
Wander White

FIELD TILE FORMATS



MOSAICS



PSG10/M12 Matte
Wander White 25pc



PSG10/RSP12x24 Matte
Wander White Random Stack



EVERYWHERE GREIGE



PSG30 Matte
PSG30U 2cm
Everywhere Greige

FIELD TILE FORMATS



MOSAICS



PSG30/M12 Matte
Everywhere Greige 25pc



PSG30/RSP12x24 Matte
Everywhere Greige Random Stack

right: **PSG30/RSP12x24** Everywhere Greige Random Stack Mosaic Matte (other formats: color reference only)




ANYWHERE BEIGE



PSG20 Matte
PSG20U 2cm
Anywhere Beige

FIELD TILE FORMATS



MOSAICS




PSG20/M12 Matte
Anywhere Beige 25pc



PSG20/RSP12x24 Matte
Anywhere Beige Random Stack



LEISURE GRAY



PSG40 Matte
PSG40U 2cm
Leisure Gray

FIELD TILE FORMATS



MOSAICS



PSG40/M12 Matte
Leisure Gray 25pc



PSG40/RSP12x24 Matte
Leisure Gray Random Stack



PASSENGER

COLOR BODY PORCELAIN & 2CM PAVERS



Porcelain Technical Data Properties (Floor)	Results ¹
ANSI® A326.3 ²	Interior, Wet Plus (IW+) 2cm Exterior, Wet (EW)
Surface Hardness	7 Mohs
Break Strength	≥ 450 lbf. avg. 2cm ≥ 2800 lbf. avg.
Water Absorption	≤ 0.5% ³
Intended Use ⁴	Residential, Light Commercial & Heavy Commercial

¹ Values are offered in good faith as being accurate and typical of normal production. Due to the natural variation of raw materials and manufacturing processes, the values of the purchased product for any particular installation may vary.

² For more information, visit floridatile.com/productuseclassifications.

³ Average production value.

⁴ Please visit www.floridatile.com/intended-use for further details.

Typical Uses

Passenger color body porcelain tile is appropriate for most residential and commercial wall, countertop, backsplash, and floor applications. Passenger 2cm porcelain pavers are appropriate for most residential and commercial outdoor floor applications.

Notice: Not all flooring products are suitable for wet areas, specialized applications, or commercial use. Please refer to the American National Standard Specifications for Ceramic Tile (ANSI® A137.1) for ceramic, stone, and glass installation for specific usage and installation information.

This Florida Tile product will contribute to USGBC LEED® points and the ANSI® approved NAHB® Green Building Points.

Field Tile Nominal Size (in) ¹	Metric (cm)	Pcs./Sq Ft ²	Thickness ³	Edge
12x24	30x60	.5	9mm	Rectified
24x36 (2cm)	60x90	.17	20mm	Rectified
24x48	60x120	.13	9mm	Rectified

Mosaic	SKU	Nominal Sheet Size (in) ¹	Metric (cm)	Thickness ³
M12 25pc	M12	12x12	30x30	9mm
Random Stack	RSP12x24	12x24	30x60	9mm

Trim	Shape	SKU	Nominal Size (in) ¹	Metric (cm)
Bullnose		P43N9	3x24	7.5x60
Step Tread (2cm) ⁴	See Website	USTEPA	12x24	30x60
Step Tread w/ Bullnose (2cm) ⁴	See Website	USTEPB	12x24	30x60
Step Tread w/ Drip Flap (2cm) ⁴	See Website	USTEPD	12x24	30x60

¹ These values may vary from lot to lot.

² These values are based on actual sizes including the grout joint.

³ May not apply to textured surfaces or tiles with uneven back patterns such as mesh mounted mosaics.

⁴ 2cm trims are special order only.

Notes

Color, texture, and finish variations may occur due to the nature of the product.

Color reproductions in this printed piece may vary from actual tile colors. Final selection should be made from actual tile samples.

Country of origin and other product features and characteristics are subject to change due to manufacturing efficiencies and other factors. See retailer or product packaging to verify country of origin and other product characteristics.

Color Variation

